


PROJECT: TYPE:

LOCATION: CAT:



Description

Bendable tape light built to take tight turns and bends in the same run.

Features

- Bendable tape light design
- Unjacketed (IP54) rating
- 3000K color temperature
- Cuttable every 3.94"

Mounting

Surface mount via attached 3M adhesive tape

Applications

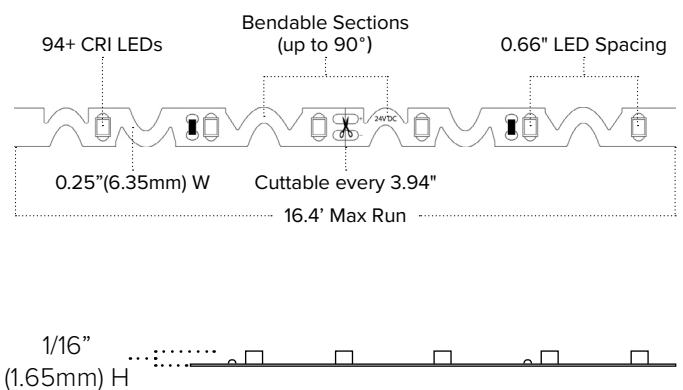
Task or accent lighting, edge lighting, cabinetry, shelving, coves, staircases, toe kicks, railings, display cases



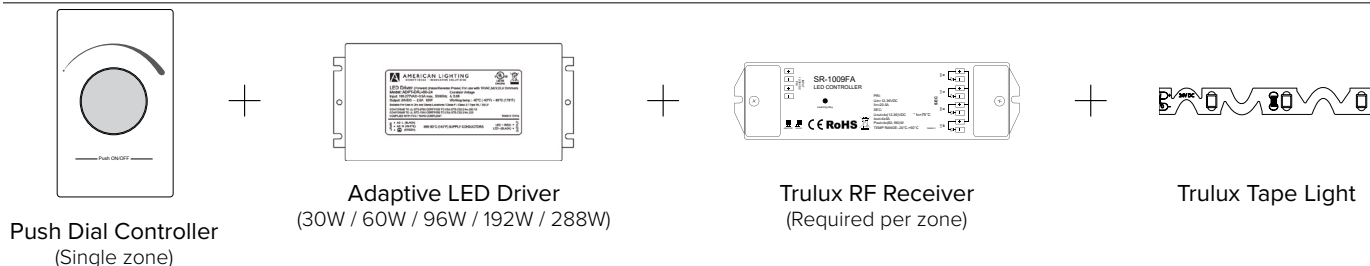
Technical Information

IP Rating	IP54
Voltage	24V DC
CCT	3000K
CRI	94+
Wattage	1.46W/ft
Lumens	115Lm/ft
Max Run	16.4 feet (5m)
Cutting	every 3.94"
Dimming	Trulux controllers or most low-voltage electronic dimmers / ELV Drivers
LED	LEDs spaced every 0.66" (16.67mm)
Beam	120°
Operating Temp	5°C (41°F) to 70°C (158°F)
Ambient Temp	-20°C (-4°F) to 40°C (104°F)
Rating	cULus Listed, dry location
Rated Life	50,000 Hours

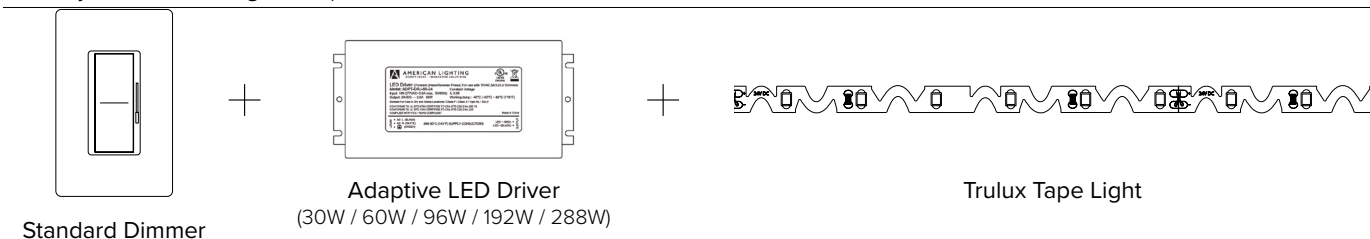
Dimensions: IP54 Unjacketed HTMR







Trulux Controller Set-up



Primary Side Dimming Set-up



Trulux Single Color Control Options

Image	Part Number	Description
Trulux Controllers		
	SRF-BATT	Trulux Single Color Radio Frequency Control; Push Dial Wall Mount; Single zone; Battery operated (CR2032 included); Requires the use of a Trulux Radio Frequency receiver
	SRF-4Z-3P	Trulux Single Color Radio Frequency Control; Touch Slider Wall Mount; 1-4 zones; 12V/24V DC input; Requires the use of a Trulux Radio Frequency receiver
	Trulux App	Trulux Mobile Application; Mobile Phone or Tablet ready, interactive dial controls; Available on Google Play or the App Store; Requires the TruHub (RF-WiFi-8) router and receivers (REC-5A-4Z) for 2-8 zones or the RF + WiFi receiver (REC-5A-4Z-WiFi) for single zone applications
Trulux Receivers		
	REC-5A-4Z	Trulux Radio Frequency Receiver; Sync multiple receivers to a single control; 4 x (60-180W) 5A per channel; 12V/24V DC input; For use with Trulux Radio Frequency control or Trulux TruHub plus Trulux App
	REC-5A-4Z-WIFI	Trulux Radio Frequency + WiFi Receiver; Sync multiple receivers to a single control; 4 x (60-180W) 5A per channel; 12V/24V DC input; For use with Trulux Radio Frequency Control or Trulux App
	WIFI-RF-8	TruHub WiFi Hub Control; converts WiFi to RF for 2-8 zones; For use with REC-5A-4Z and Trulux App

STBL is not compatible with TL-CONKIT, TL-BLKS or TL-2 type accessories.

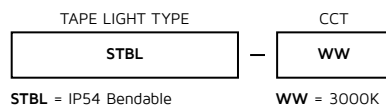
Recommended Power Supplies

Part Number	Description	Application	Primary / Secondary	Total Wattage	Listing	Dimensions
For Trulux Controlled Systems						
LED-DR30-24	Constant voltage hardwire driver	Dry location	100-240 AC / 24V DC	30W	cURus	6-1/2"x1-3/4"x1-3/16"
LED-DR60-24	Constant voltage hardwire driver	Dry/Damp location	100-240 AC / 24V DC	60W	cURus	7-13/16"x1-3/4"x1-5/8"
LED-DR100-24	Constant voltage hardwire driver	Dry/Wet location	100-240 AC / 24V DC	100W	cURus	7-5/8"x2-1/8"x1-1/2"
LED-DR150-24	Constant voltage hardwire driver	Dry/Wet location	100-240 AC / 24V DC	150W	cURus	9"x2-5/8"x1-1/2"
For Non-Trulux Controlled Systems						
ELV-30-24	Constant voltage hardwire driver	Dry location	100-130V AC / 24V DC	30W	cETLus	7-1/16"x2-3/8"x1-3/8"
ELV-45-24	Constant voltage hardwire driver	Dry location	100-130V AC / 24V DC	45W	cETLus	7-1/16"x2-3/8"x1-3/8"
ELV-60J-24	Constant voltage hardwire driver	Wet location	100-130V AC / 24V DC	60W	cETLus	13-3/4"x3-1/16"x2-5/16"
ELV-80J-24	Constant voltage hardwire driver	Wet location	100-130V AC / 24V DC	80W	cETLus	13-3/4"x3-1/16"x2-5/16"

ELV Drivers require 60% minimum load in dimming applications

Ordering Information

24V 16.4ft Reels
STBL Series



STBL (IP54) 16.4ft Reels include:
Attached 3ft lead wire
Attached 3ft tail wire